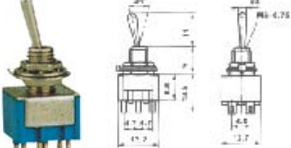
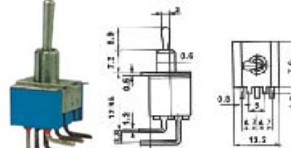

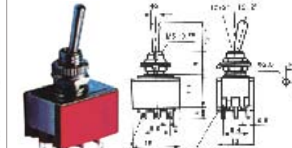
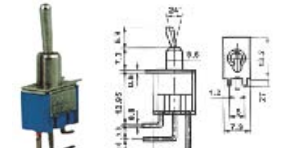
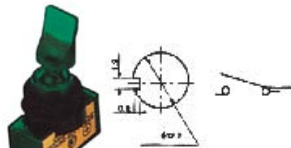
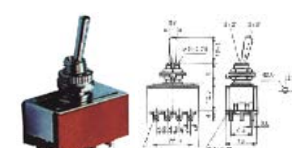
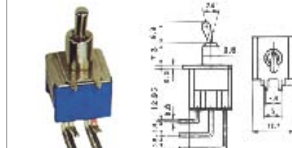

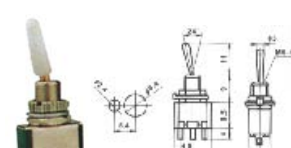


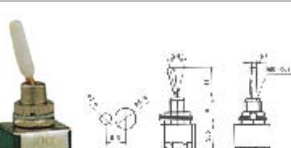


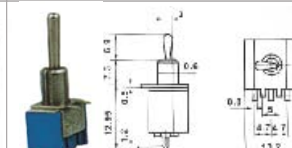



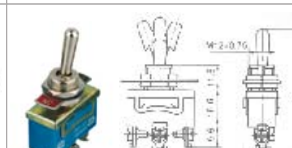


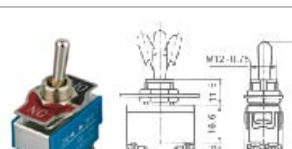

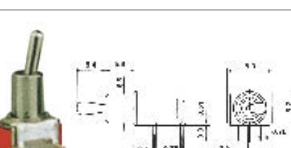
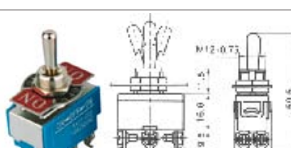
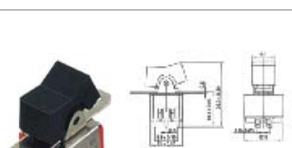



Toggle Switch

 <p>MTS-202(ON-ON) MTS-203(ON-OFF-ON) MTS-223(ON)-OFF-(ON) 6A 125V/AC 6P ϕ 6</p>	 <p>MTS-202C3(ON-ON) MTS-203C3(ON-OFF-ON) 6A 125V/AC</p>	 <p>ASW-13D 6A 125V/AC ϕ 12 lamp pressure 12V 24V 220V</p>	 <p>MTS-302(ON-ON) MTS-303(ON-OFF-ON) 6A 125V/AC 9P ϕ 6</p>
 <p>MTS-102/C4(ON-ON) MTS-203/C4(ON-OFF-ON) 6A 125V/AC</p>	 <p>ASW-14D 6A 125V/AC ϕ 12 lamp pressure 12V 24V 220V</p>	 <p>MTS-402(ON-ON) MTS-403(ON-OFF-ON) 6A 125V/AC 12P ϕ 6</p>	 <p>MTS-202/C4(ON-ON) MTS-203/C4(ON-OFF-ON) 6A 125V/AC</p>
 <p>ASW-15D 6A 125V/AC ϕ 12 lamp pressure 12V 24V 220V</p>	 <p>KNX 1 \times 2 6A 125V/AC 2A 250V/AC ϕ 6</p>	 <p>YB 105 2A 250V/AC 5A 125V/AC</p>	 <p>KN3-203B(ON-OFF-ON) 3A 250V/AC ϕ 12</p>
 <p>KNX 2 \times 2 6A 125V/AC 2A 250V/AC ϕ 6</p>	 <p>YB 106 2A 250V/AC</p>	 <p>KN3-3(ON-ON) 3A 250V/AC ϕ 12</p>	 <p>MTS-102/C3(ON-ON) MTS-103/C3(ON-OFF-ON) 6A 125V/AC</p>
 <p>ASW-12 6A 125V/AC ϕ 12</p>	 <p>KN-1021(ON-OFF) 15A 250V/AC 2P ϕ 12</p>	 <p>STS 112 3A 125V/AC ON-ON ϕ 5</p>	 <p>KN-1121(ON-ON) KN-1122(ON-OFF-ON) 15A 250V/AC 3P ϕ 12</p>
 <p>SMTS-102/C4 3A 125V/AC</p>	 <p>STS 112/C3 3A 125V/AC ON-ON ϕ 5</p>	 <p>KN-1121(ON-OFF) 15A 250V/AC 4P ϕ 12</p>	 <p>YB1051B</p>
 <p>SMTS 102/C3 3A 125V/AC ON-ON ϕ 5</p>	 <p>KN-1321(ON-ON) KN-1322 (ON-OFF-ON) 15A 250V/AC 6P ϕ 12</p>	 <p>YB20520</p>	 <p>SMTS 102 3A 125V/AC 3P ϕ 5</p>